




**BABCOCK**  
**VALVES**

**GENERAL CATALOGUE**  
OF FORGED AND CAST VALVES







## Babcock Valves Heritage

In 1967, Babcock Wilcox Española -present in the Spanish market since 1918- implemented its diversification policy by setting up a valve manufacturing division, which soon became one of the leading players on the international market, thanks to its engineering efforts, developing new designs to improve product reliability in the power generation sector (nuclear and conventional), petrochemical industry, oil & gas sectors and water works.

Babcock Valves has the expertise, the know-how and the industrial experience of a company with almost half a century of history behind it, and a legacy of over 1.200.000 valves installed all around the world.

At Babcock Valves our commitment to our customers is underlined by a combination of tradition and continuous innovation.

Our name is recognised around the world as a benchmark for reliability and service excellence, with hundreds of customers expressing their satisfaction with our supplies, taking advantage of the right performances of our valves for years.











# Know-how + Expertise = Babcock Valves

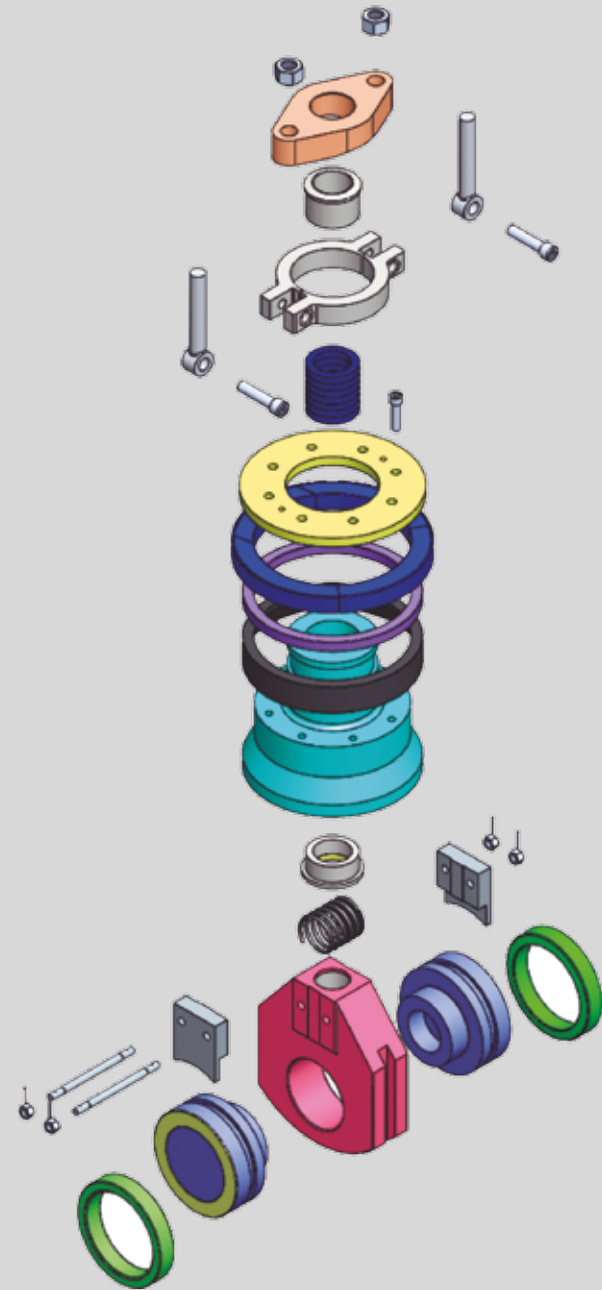
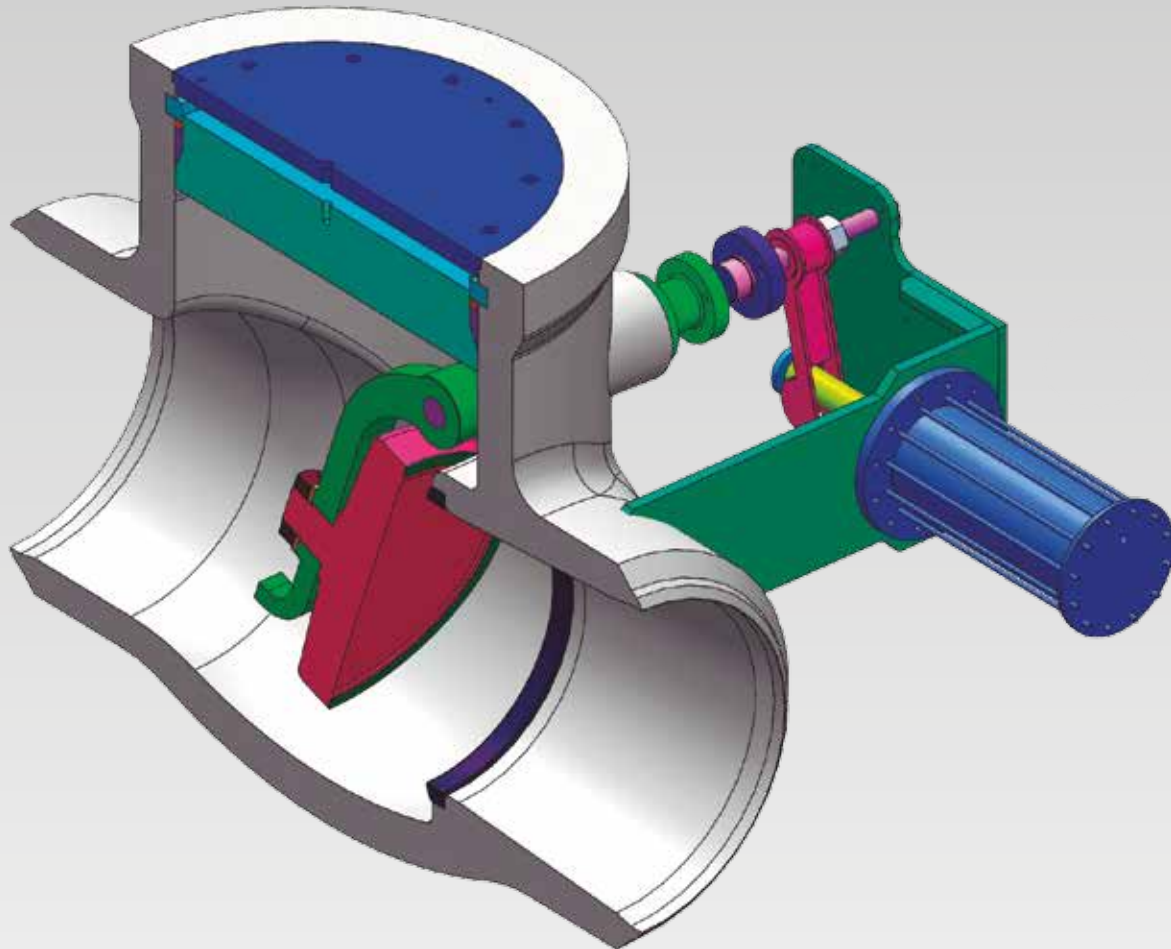
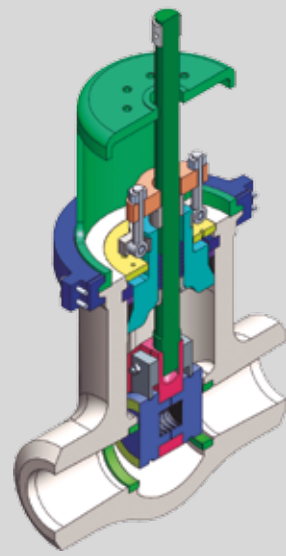
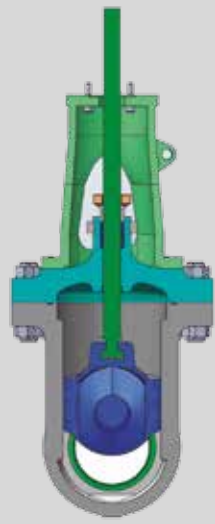
## ENGINEERED TO THE LIMIT

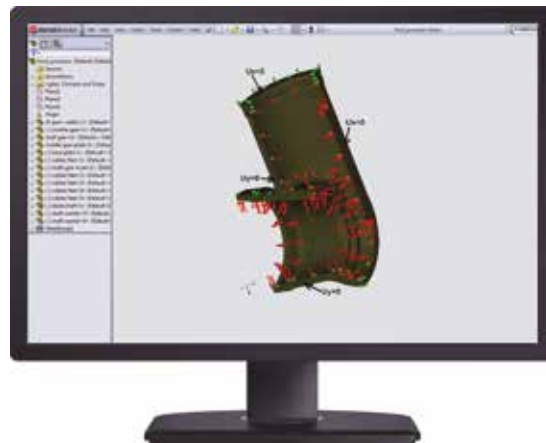
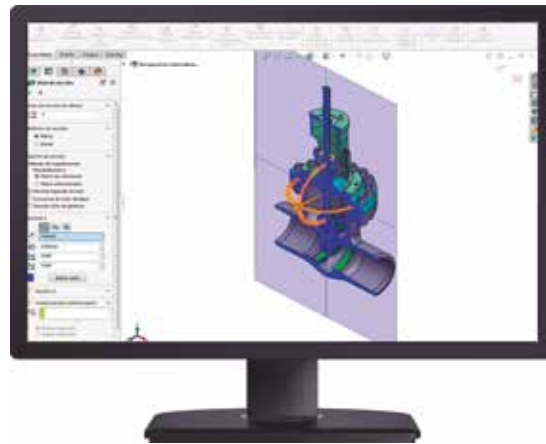
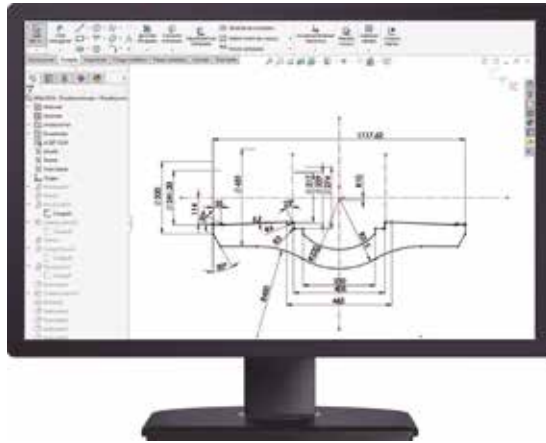
At Babcock Valves we use the latest software tools to develop and improve our own designs, to ensure the products we supply always comply and exceed the latest standards and international regulations.

Our engineering team can guarantee the quickest possible response to meet our customers' requirements, anywhere in the world.

## TECHNOLOGICAL BACKGROUND

Babcock has developed its own solid, high value-added, valve-manufacturing technology over a period of 40 years. Initial agreements with technology leaders were followed by the development of our own in-house engineering facilities, in compliance with the main regulations and standards, and by studying customer specifications and applying advanced design tools.





## Research, Development and Innovation

### R+D+I TO THE LIMIT

Babcock Valves has its own Research + Development + innovation Department (R+D+i) that works each and every day towards the same goal: how to improve our valves.


In doing so we use the latest software tools and technology to improve our own designs and develop new products, providing our customers with the best technical solutions and obtaining significant advantages over the competitors.

Babcock Valves' designs are based on advanced computer simulations, which minimize the possibility of design shortcomings and deficiencies affecting our valves, thereby ensuring our products always meet the latest applicable standards and customer requirements.

We design our own range of products with special emphasis on safety, low maintenance, long service life and the highest quality, optimizing the entire production process to offer competitive prices.

Our R+D+i team guarantees the quickest response to meet our customer requirements with personalized service.









## Manufacturing Process Plan (MPP)

The manufacturing process at Babcock Valves is carefully controlled by our Q.A. staff, from receipt of purchase order to dispatch of the goods.

Each stage of the production process is conducted at own facilities or in cooperation with recognised and approved suppliers.

Casting quality, particularly in the case of alloys, special alloys and exotic materials, is guaranteed by working with foundries equipped with the most advanced production systems plus the Non-Destructive Tests required for each piece.

Precision machining, including processes such as valve seat and disc lapping, welding or surface hardfacing, are fully controlled by our experienced staff, ensuring that all valve components reach the assembly stage in perfect working condition.

All valves manufactured by Babcock Valves are fully tested at our wide range of testing benches.

Where required, any painting system can be applied at our facilities.

Our goal is to produce zero defects and long-life valves.











## After Sales Service

With more than 1.200.000 valves installed all around the world, our commitment is to provide our customers the very best after sales service.

Therefore, we are ready at Babcock Valves to supply a full range of guaranteed spare parts for our entire product range, covering all of our products, both old and new designs.

Our specialized technical staff is available for on-site maintenance and/or technical support such as plant's shutdown maintenance.


In addition to this, we provide analysis & trouble-shooting solutions to establish the causes of valve failures, valve accessories, related technical equipment, customized maintenance proposals, valve type selection, design alternatives advice, assessment of pipeline and fluid influence over valves and technical advice to improve valve operation.

Finally, training on Product Use & Maintenance for professionals is also into our abilities.









## Quality & Certifications

To guarantee high levels of quality for all of our products, our Quality Assurance Department implements a rigorous control and testing system throughout the manufacturing process. Moreover, Babcock Valves keeps an operational quality control and assurance manual that enables us to maintain optimum quality levels.

All of our products are tested during the design phase and after assembly, prior to shipment. Testing includes cryogenic tests, hot cycle tests, multi-axis vibration tests, aging tests, flow and pressure tests, seismic resistance tests, valve hammer-impact tests, actuator tests and others.

Our valves are designed, manufactured and inspected, in accordance with the most relevant international standards, such as:

API	(American Petroleum Institute)	AFNOR	(Association Française de Normalisation)
ANSI	(American National Standards Institute)	MSS	(Manufacturers Standardization Society)
AWWA	(American Water Works Association)	ISO	(International Standards Organization)
DIN	(Deutsche Norm)	UNE	(Spanish Standard)
JIS	(Japanese Industrial Standards)	EAC	Eurasian Conformity
BS	(British Standards)		







# Product Range

Babcock's Valves



## Gate Valves

Wedge Gate  
Double Disc Gate  
Parallel Slide Disc  
Through-Conduit Gate



## Globe Valves

Angle Globe  
Y-Pattern Globe  
Y-Angle Globe



## Check Valves

Swing Check  
Tilting Disc Check  
Lift Check  
Dual Plate Check



## Butterfly Valves

Concentric Butterfly  
Double Excentric Butterfly  
Triple Excentric Butterfly



## Ball Valves

Floating Ball  
Trunnion-Mounted  
Split Body  
Fully Welded



## Stop-check Valves

Globe  
Angle  
Y-Globe  
Y-Angle



## Special Valves

Hydrotest  
Quick Closing Check  
Double Disc Gate  
Parallel Slide Gate  
Bellow Sealed  
Nuclear Certified  
Stop-Check Globe y Pattern

# Gate Valves :: Product Range



**Code:** 22  
**Type:** Wedge Gate  
**Bonnet:** Bolted  
**Sizes:** 1/2" - 72"  
**ANSI Class:** 150-2500



**Code:** 25  
**Type:** Wedge Gate  
**Bonnet:** Pressure Seal  
**Sizes:** 2" - 48"  
**ANSI Class:** 600-4500



**Code:** 82  
**Type:** Double disc  
**Bonnet:** Bolted  
**Sizes:** 2" - 72"  
**ANSI Class:** 150-900



**Code:** 87  
**Type:** Parallel Slide  
**Bonnet:** Bolted  
**Sizes:** 2" - 48"  
**ANSI Class:** 150-900



**Code:** 89  
**Type:** Parallel Slide  
**Bonnet:** Pressure Seal  
**Sizes:** 2" - 48"  
**ANSI Class:** 600-4500



**Code:** 88  
**Type:** Parallel Slide with follower eye  
**Bonnet:** Bolted  
**Sizes:** 2" - 60"  
**ANSI Class:** 150-900



**Code:** 00  
**Type:** Through-conduit  
**Bonnet:** Bolted  
**Sizes:** 2" - 60"  
**ANSI Class:** 150-900



**Code:** 10  
**Type:** Through-conduit  
**Bonnet:** Pressure Seal  
**Sizes:** 2" - 48"  
**ANSI Class:** 600-4500



**Code:** 84  
**Type:** Wedge Gate Cryogenic  
**Bonnet:** Bolted  
**Sizes:** 2" - 48"  
**ANSI Class:** 150-900





**Code:** 85  
**Type:** Double Disc  
**Bonnet:** Pressure Seal  
**Sizes:** 2" - 48"  
**ANSI Class:** 600-4500




**Code:** 86  
**Type:** Parallel Slide with follower eye  
**Bonnet:** Pressure Seal  
**Sizes:** 2" - 48"  
**ANSI Class:** 600-4500



**Code:** 83  
**Type:** Double Disc Cryogenic  
**Bonnet:** Bolted  
**Sizes:** 2" - 48"  
**ANSI Class:** 150-900



# Globe Valves :: Product Range



**Codes:** 12 Globe  
32 Needle

**Bonnet:** Bolted  
**Sizes:** 1/2" - 48"  
**ANSI Class:** 150-2500



**Codes:** 15 Globe  
35 Needle

**Bonnet:** Pressure Seal  
**Sizes:** 2" - 24"  
**ANSI Class:** 600-4500




**Codes:** 11 Globe  
38 Needle

**Bonnet:** Threaded & Welded  
**Sizes:** 1/2" - 3"  
**ANSI Class:** 150-4500



**Codes:** 91 Angle  
93 Angle Needle  
Intermittent/Continuous  
Blow Down Valve

**Bonnet:** Threaded and Welded  
**Sizes:** 1/2" - 3"  
**ANSI Class:** 150-4500



**Code:** 72 Y-Globe

**Type:**  
**Bonnet:** Bolted  
**Sizes:** 1/2" - 24"  
**ANSI Class:** 150-900



**Codes:** 75 Y-Globe  
16 Y-Needle

**Bonnet:** Pressure Seal  
**Sizes:** 2" - 24"  
**ANSI Class:** 600-4500



**Code:** 77 Bellows Seal Y-Globe

**Bonnet:** Threaded & Welded  
**Sizes:** 1/2" - 3"  
**ANSI Class:** 150-600



**Code:** 78 Bellows Seal Globe

**Bonnet:** Bolted Bonnet  
**Sizes:** 1/2" - 24"  
**ANSI Class:** 150-600



**Code:** 13 Cryogenic

**Bonnet:** Bolted Bonnet  
**Sizes:** 1/2" - 48"  
**ANSI Class:** 150-900





**Codes:** 92 Angle  
98 Needle

**Bonnet:** Bolted  
**Sizes:** 2" - 48"  
**ANSI Class:** 150-900



**Codes:** 95 Angle  
96 Needle

**Bonnet:** Pressure Seal  
**Sizes:** 2" - 48"  
**ANSI Class:** 600-4500



**Codes:** 71 Y-Globe  
31 Y-Needle  
34 Option Ø Leakage

**Bonnet:** Threaded & Welded  
**Sizes:** 1/2" - 3"  
**ANSI Class:** 150-4500



**Codes:** 17 Bellows Seal Globe  
37 Bellows Seal Needle

**Bonnet:** Threaded & Welded  
**Sizes:** 1/2" - 3"  
**ANSI Class:** 150-600



**Code:** 14 Y-Angle

**Bonnet:** Pressure Seal  
**Sizes:** 2" - 24"  
**ANSI Class:** 600-4500

Our Glove Valves can be supplied mounting four different kinds of discs, as can be seen below.


**PLUG**



**NEEDLE**



**BALL**



**PARABOLIC**



# Check Valves :: Product Range



**Code:** 42  
**Type:** Swing Check  
**Bonnet:** Bolted  
**Sizes:** 1/2" - 48"  
**ANSI Class:** 150-2500



**Code:** 45  
**Type:** Swing Check  
**Bonnet:** Pressure Seal  
**Sizes:** 2" - 48"  
**ANSI Class:** 600-4500



**Code:** 02  
**Type:** Tilting Disc  
**Bonnet:** Bolted  
**Sizes:** 2" - 48"  
**ANSI Class:** 150-900



**Code:** 04  
**Type:** Horizontal Lift Check  
**Bonnet:** Pressure Seal  
**Sizes:** 2" - 48"  
**ANSI Class:** 600-4500



**Code:** 09  
**Type:** Horizontal Lift Check  
**Bonnet:** Threaded and Welded  
**Sizes:** 1/2" - 3"  
**ANSI Class:** 150-4500




**Code:** 52  
**Type:** Y-Lift Check  
**Bonnet:** Bolted  
**Sizes:** 1/2" - 24"  
**ANSI Class:** 150-2500



**Code:** 06  
**Type:** Angle Lift Check  
**Bonnet:** Pressure Seal  
**Sizes:** 2" - 24"  
**ANSI Class:** 600-4500



**Code:** 54  
**Type:** Y-Piston Check (0 Leakage)  
**Bonnet:** Threaded and Welded  
**Sizes:** 1/2" - 3"  
**ANSI Class:** 150-4500



**Code:** 51  
**Type:** Y-Piston Check  
**Bonnet:** Threaded and Welded  
**Sizes:** 1/2" - 3"  
**ANSI Class:** 150-4500






**Code:** 05  
**Type:** Tilting Disc  
**Bonnet:** Pressure Seal  
**Sizes:** 2" - 48"  
**ANSI Class:** 600-4500



**Code:** 07  
**Type:** Horizontal Lift Check  
**Bonnet:** Bolted  
**Sizes:** 1/2" - 24"  
**ANSI Class:** 150-900



**Code:** 55  
**Type:** Y-Lift Check  
**Bonnet:** Pressure Seal  
**Sizes:** 2" - 24"  
**ANSI Class:** 600-4500



**Code:** 01  
**Type:** Angle Lift Check  
**Bonnet:** Bolted  
**Sizes:** 2" - 48"  
**ANSI Class:** 150-900



**Code:** 44  
**Type:** Hydrotest Check  
**Bonnet:** Bolted Bonnet  
**Handling:** OS&Y  
**Sizes:** 2" - 48"  
**ANSI Class:** 150-900




**Code:** 08  
**Type:** Hydrotest Check  
**Bonnet:** Pressure Seal  
**Handling:** OS&Y  
**Sizes:** 2" - 48"  
**ANSI Class:** 600-4500



**Code:** 43  
**Type:** Dual Plate  
**Wafer Check**  
**Sizes:** 2" - 48"  
**ANSI Class:** 150-600



# Stop-Check Valves :: Product Range



**Code:** 62  
**Type:** Globe Stop-Check  
**Bonnet:** Bolted  
**Sizes:** 1/2" - 24"  
**ANSI Class:** 150-2500



**Code:** 61  
**Type:** Globe Stop-Check  
**Bonnet:** Threaded & Welded  
**Sizes:** 1/2" - 3"  
**ANSI Class:** 150-4500



**Code:** 65  
**Type:** Globe Stop-Check  
**Bonnet:** Pressure Seal  
**Sizes:** 2" - 24"  
**ANSI Class:** 600-4500



**Code:** 97  
**Type:** Angle Stop-Check  
**Bonnet:** Bolted  
**Sizes:** 2" - 24"  
**ANSI Class:** 150-900



**Code:** 94  
**Type:** Angle Stop-Check  
**Bonnet:** Pressure Seal  
**Sizes:** 2" - 24"  
**ANSI Class:** 600-900



**Code:** 73  
**Type:** Y-Globe Stop-Check  
**Bonnet:** Pressure Seal  
**Sizes:** 2" - 24"  
**ANSI Class:** 600-4500



**Code:** 90  
**Type:** Y-Angle Stop-Check  
**Bonnet:** Pressure Seal  
**Sizes:** 2" - 48"  
**ANSI Class:** 600-4500



**Code:** 76  
**Type:** Y-Globe Stop-Check  
**Bonnet:** Threaded and Welded  
**Sizes:** 1/2" - 3"  
**ANSI Class:** 150-4500







# Butterfly Valves :: Product Range



**Code:** 99

**Type:** Concentric  
**Sizes:** Up to 200"  
**ANSI Class:** 150-600



**Code:** 100

**Type:** Double Eccentric  
**Sizes:** Up to 200"  
**ANSI Class:** 150-2500



**Code:** 101

**Type:** Triple Eccentric  
**Sizes:** Up to 200"  
**ANSI Class:** 150-2500





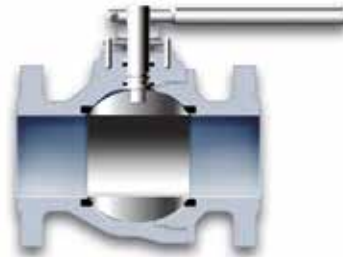




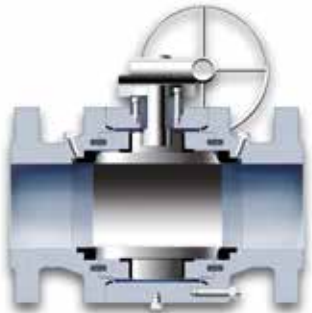
# Ball Valves :: Product Range



**Code:** BFI  
**Type:** Floating-Ball  
Side Entry  
One Piece Body  
**Sizes:** 1/2" - 3"  
**ANSI Class:** 150-900




**Code:** BFR  
**Type:** Floating Ball  
Side Entry  
Threaded & Sealed  
**Sizes:** 1/2" - 12"  
**ANSI Class:** 150-900



**Code:** BGA  
**Type:** Trunnion-Mounted  
Side Entry  
Bolted Body  
**Sizes:** 2" - 60"  
**ANSI Class:** 150-1500



**Code:** BGS  
**Type:** Trunnion-Mounted  
Welded Body  
**Sizes:** 2" - 60"  
**ANSI Class:** 150-900




**Code:** BGT  
**Type:** Trunnion-Mounted  
Top Entry  
**Sizes:** 2" - 60"  
**ANSI Class:** 150-1500







# Special Valves :: Product Range



**Code:** 08  
**Type:** Hydrotest Check  
**Bonnet:** Pressure Seal  
**Sizes:** 2" - 36"  
**ANSI Class:** 600-1500



**Code:** 44  
**Type:** Hydrotest Check  
**Bonnet:** Bolted  
**Sizes:** 2" - 48"  
**ANSI Class:** 150-900



**Code:** 42  
45  
**Type:** Steam Extraction Quick Closing No Return  
**Bonnet:** Bolted/Pressure Seal  
**Sizes:** Up to 64"  
**ANSI Class:** 150-2500



**Code:** 89  
**Type:** Parallel Slide Gate  
**Bonnet:** Pressure Seal  
**Sizes:** 2" - 48"  
**ANSI Class:** 600-4500



**Code:** 87  
**Type:** Parallel Slide Gate  
**Bonnet:** Bolted  
**Sizes:** 2" - 48"  
**ANSI Class:** 150-900



**Code:** 86  
**Type:** Parallel Slide Gate with follower eye  
**Bonnet:** Pressure Seal  
**Sizes:** 2" - 48"  
**ANSI Class:** 600-4500



**Code:** 37  
**Type:** Bellows Seal Needle  
**Bonnet:** Threaded & Welded  
**Sizes:** 1/2" - 3"  
**ANSI Class:** 150-600



**Code:** 95 Angle  
96 Needle  
**Bonnet:** Pressure Seal  
**Sizes:** 2" - 48"  
**ANSI Class:** 600-4500



**Code:** 98  
**Type:** Angle Needle  
**Bonnet:** Bolted  
**Sizes:** 2" - 48"  
**ANSI Class:** 150-900





**Code:** 85  
**Type:** Double Disc Gate  
**Bonnet:** Pressure Seal  
**Sizes:** 2" - 48"  
**ANSI Class:** 600-4500



**Code:** 82  
**Type:** Double Disc Gate  
**Bonnet:** Bolted  
**Sizes:** 2" - 72"  
**ANSI Class:** 150-900



**Code:** 88  
**Type:** Parallel Slide Gate with follower eye  
**Bonnet:** Bolted  
**Sizes:** 2" - 60"  
**ANSI Class:** 150-900



**Code:** 78  
**Type:** Bellows Seal Globe  
**Bonnet:** Bolted Bonnet  
**Sizes:** 2" - 24"  
**ANSI Class:** 150-600



**Code:** 77  
**Type:** Bellows Seal Y-Globe  
**Bonnet:** Threaded & Welded  
**Sizes:** 1/2" - 3"  
**ANSI Class:** 150-600



**Code:** 93 IBD/CBD  
**Type:** Angle Needle  
**Bonnet:** Threaded and Welded  
**Sizes:** 1/2" - 12"  
**ANSI Class:** 150-4500



**Code:** 14  
**Type:** Y-Angle Globe/Stop-Check  
**Bonnet:** Pressure Seal  
**Sizes:** 2" - 24"  
**ANSI Class:** 600-4500



**Code:** 101  
**Type:** Triple Eccentric High Performance Butterfly  
**Sizes:** Up to 200"  
**ANSI Class:** 150-2500



# Accessories and Special Equipment

Babcock Valves can supply its products with any kind of actuator system:

- Impactor
- Pneumatic
- Gas over-oil
- Others
- Electric
- Hydraulic
- Manual with bevel or spur gear

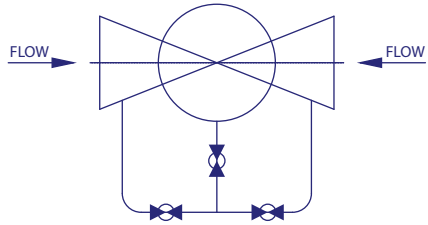
In addition to our own or third party products and technologies adapted to our own designs.

Moreover, we are also able to supply any type of accessory, from stem extensions and chain wheels to position indicators with dashpot and counterweight in check valves.

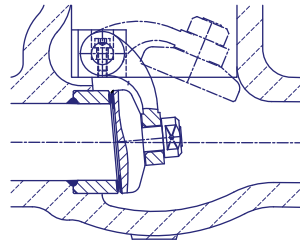
For further information contact our sales team at [info@babcockvalves.com](mailto:info@babcockvalves.com)



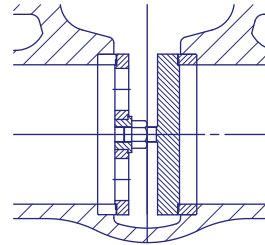




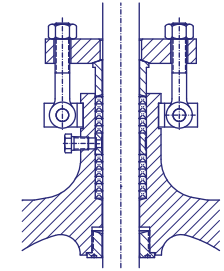
Bypass



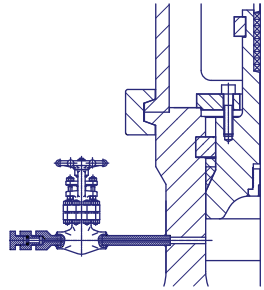
Internal shaft



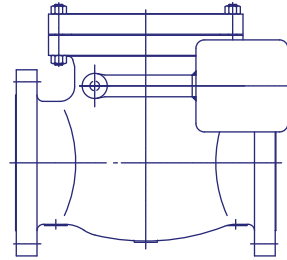
Blowing device



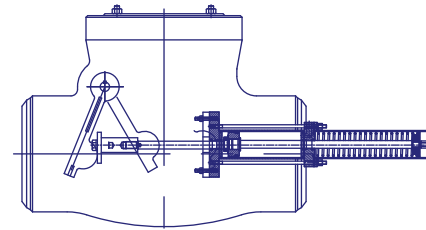
Lantern ring



Overpressure protection device



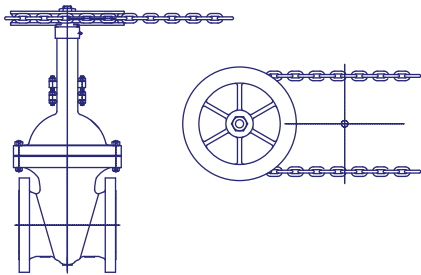
Check valve with external lever and counterweight



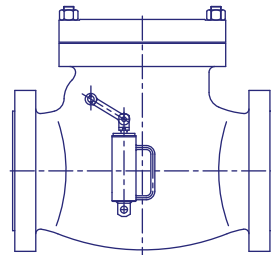
Quick closing non return valve



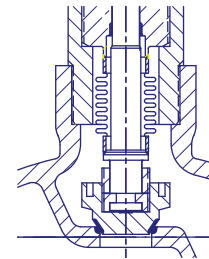
Stem extension with floor stand and universal joint



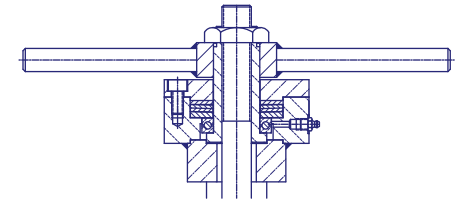
Handwheel with chain



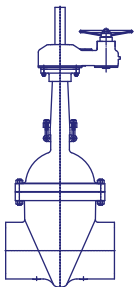
Dashpot



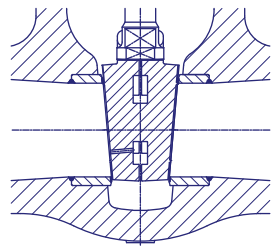
Bellows seal



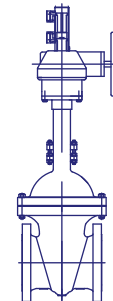
Dilatation compensating device



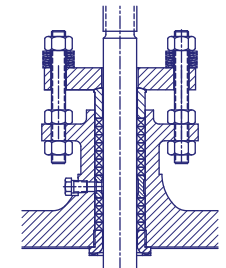
Horizontal spur gearing



Balance hole



Limit micro switches



Live loading packing





# Materials

MATERIAL GROUP	COMMON NAME	MATERIAL TYPE	CASTING SPEC. EQUIVALENT	FORGING SPEC.	APPLICATION
Carbon Steel	CS	C-Mn-Fe	A 216-WCB / WCC	A105N	General non-corrosive service from -20°F (-29°C) to 800°F (427°C)
Low Temperature Carbon Steel	LTCS	C-Mn-Fe	A352-LC1 A352-LCB A352-LCC	A 350-LF2	General non-corrosive service from -50°F (-46°C) to 650°F (340°C), LF2 to 800°F (427°F)
Low Temperature Alloy Steel	Nickel Steel	3.1/2Ni	A352-LC3	A 350-LF3	-150°F (-101°C) to 650°F (340°C)
Alloy Steel	Moly Steel	C-1/2Mo	A217-WC1	A182-F1	Up to 875°F (468°C)
		1.1/4Cr-1/2Mo	A217-WC6	A182-F11 cI2	Up to 1100°F (593°C)
	Alloy Steel Chrome Moly	2.1/4Cr-1Mo	A217-WC9	A182-F22 cI3	Up to 1100°F (593°C), HP steam
		5Cr-1/2Mo	A217-C5	A182-F5a	High temp, refinery service
		9Cr-1Mo	A217-C12	A182-F9	High temp, erosive refinery service
		9Cr-1Mo-V	A217-C12A	A182-F91	High pressure steam
		9Cr-2w-V		A182-F92	High temp, erosive refinery service
Stainless Steel	Austenitic S.Steel 300 series S.Steel	304 : 18Cr-8Ni	A351-CF8	A182-F304	0.04% min. carbon for temp. >1000°F (538°C)
		304L : 18Cr-8Ni	A351-CF3	A182-F304L	Up to 800°F (427°C)
		304H :	A351-CF10	A182-F304H	
		316 : 16Cr-12Ni-2Mo	A351-CF8M	A182-F316	0.04% min. carbon for temp. >1000°F (538°C)
		316L : 16Cr-12Ni-2Mo	A351-CF3M	A182-F316L	Up to 800°F (427°C)
		316H :	A351-CF10M	A182-F316H	
		316Ti :		A182-F316 Ti	Special grade
		321 : 18Cr-10Ni-Ti		A182-F321	0.04% min. carbon (grade F321H) and heat treat at 2000°F (1100°C) for service temps. >1000°F (538°C)
		321H	A351-CF8C	A182-F321H	0.04% min. carbon (grade F347H) and heat treat at 200°F (1100°C) for service temps. >1000°F (538°C)
		347 : 18Cr-10Ni-Cb(Nb)		A182-F347	
	347H		A182-F347H		
	317L	A351-CG3M*	A182-F317L		
	Alloy 20	A351-CN7M	A182-F20*	Service to 600°F (316°C)*	
	Duplex 2205	A351-CD3MN (A995-4A)* J92205 (A995-4A)*	A182-F51	Service to 600°F (316°C) - The original S31803 UNS designation has been supplemented by S32205 which has higher minimum N, CR, and Mo	
Super Duplex 2507	A351-CD4MCu* A995-5A*/CE3MN	A182-F53	Service to 600°F (316°C)*		
Super Duplex F55	A995-CD3MWCuN (A995-6A)	A182-F55	Service to 600°F (316°C)		
Super Austenitic 6Mo	A351-CK3MCuN	A182-F44	Service to 600°F (316°C)		
Nickel-Iron Alloy	Incoloy 800	33Ni-42Fe-21Cr	A494-CU5MCuC*	B564-N08800	Service to 1000°F (538°C)
	Incoloy 825	42Ni-21.5Cr-3Mo-2.3Cu		B564-N08825*	Service to 600°F (316°C) for N02200, 1200°F (648°C) for N02201
Nickel	Nickel	99/95Ni	A494-CZ-100*	B160-N02200 (bar)	
Nickel-Copper	Monel 400	67Ni-30Cu	A494-M35-1	B564-N04400	
	Monel 500			B564-N05500*	
Nickel-Alloy	904L		n/a	904L*	
Nickel Superalloys	Inconel 600	72Ni-15Cr-8Fe	A494-CY40*	B564-N06600	
	Inconel 625	60Ni-22Cr-9Mo-3.5Cb	A494-CW-6MC*	B564-N06625	
	Hastelloy C-276	54Ni-15Cr-16Mo	A494-CW-2M*	B564-N10276	
Titanium	Titanium	98Ti	B367-C2*	B381-Gr2	Special grade

# Nominal Seating Surface, Stem and Backseat Bushing or Weld-deposit Materials and Hardness

Trim Number	Nominal Trim	Seat Surface Hardness (HB) Minimum <sup>a</sup>	Seat Surface Material Type <sup>b</sup>	Seat Surface Typical Specifications Grade			Stem/Bushing		Stem Hardness (HB)	Backseat Bushing Hardness (HB)
				Cast	Forged	Welded <sup>m</sup>	Material Type <sup>b</sup>	Typical Specifications Type		
1	F6			TRIM NUMBER 1 IS OBSOLETE						
2	304			TRIM NUMBER 2 IS OBSOLETE						
3	F310	Note <sup>d</sup>	25Cr-20Ni	NA	ASTM A182 (F310)	AWS A5.9 ER310	25Cr-20Ni	ASTM A276-T310	Note <sup>d</sup>	Note <sup>d</sup>
4	Hard F6	750 <sup>e</sup>	Hard 13Cr	NA	Note <sup>f</sup>	NA	13Cr	ASTM A276-T410 or T420	200 min. 275 max.	250 min.
5	Hardfaced	350 <sup>e</sup>	Co-Cr A <sup>g</sup>	NA	NA	AWS A5.13 ECoCr-A or AWS A5.21 ERCoCr-A	13Cr	ASTM A276 T410 or T420	200 min. 275 max.	250 min.
5A	Hardfaced	350 <sup>e</sup>	Ni-Cr	NA	NA	Note <sup>h</sup>	13Cr	ASTM A276 T410 or T420	200 min. 275 max.	250 min.
6	F6 and Cu-Ni	250 <sup>i</sup> 175 <sup>i</sup>	13Cr Cu-Ni	ASTM A 217 (CA 15) NA	ASTM A182 (F6a) Note <sup>k</sup>	AWS A5.9 ER410 NA	13Cr	ASTM A276 T410 or T420	200 min. 275 max.	250 min.
7	F6 and Hard F6	250 <sup>i</sup> 750 <sup>i</sup>	13Cr Hard 13Cr	ASTM A 217 (CA 15) NA	ASTM A182 (F6a) Note <sup>f</sup>	AWS A5.9 ER410 NA	13Cr	ASTM A276 T410 or T420	200 min. 275 max.	250 min.
8	F6 and Hardfaced	250 <sup>i</sup> 350 <sup>i</sup>	13Cr Co-Cr A <sup>g</sup>	ASTM A 217 (CA 15) NA	ASTM A182 (F6a) NA	AWS A5.9 ER410 AWS A5.13 ECoCr-A or AWS A5.21 ERCoCr-A	13Cr	ASTM A276 T410 or T420	200 min. 275 max.	250 min.
8A	F6 and Hardfaced	250 <sup>i</sup> 350 <sup>i</sup>	13Cr Ni-Cr	ASTM A 217 (CA 15) NA	ASTM A182 (F6a) NA	AWS A5.9 ER410 Note <sup>h</sup>	13Cr	ASTM A276 T410 or T420	200 min. 275 max.	250 min.
9	Monel <sup>TM*</sup>	Note <sup>d</sup>	Ni-Cu Alloy	NA	MFG Standard	NA	Ni-Cu Alloy	MFG Standard	Note <sup>d</sup>	Note <sup>d</sup>
10	316	Note <sup>d</sup>	18Cr-8Ni	ASTM A351 (CF8M)	ASTM A182 (F316)	AWS A5.9 ER316	18Cr-8Ni-Mo	ASTM A276-T316	Note <sup>d</sup>	Note <sup>d</sup>
11	Monel <sup>TM*</sup> and Hardfaced	Note <sup>d</sup> 350 <sup>i</sup>	Ni-Cu Alloy Trim 5 or 5A	NA NA	MFG Standard NA	NA See Trim 5 or 5A	Ni-Cu Alloy	MFG Standard	Note <sup>d</sup>	Note <sup>d</sup>
12	316 and Hardfaced	Note <sup>d</sup> 350 <sup>i</sup>	18Cr-8Ni-Mo Trim 5 or 5A	ASTM A351 (CF8M) NA	ASTM A182 (F316) NA	AWS A5.9 ER316 See Trim 5 or 5A	18Cr-8Ni-Mo	ASTM A276-T316	Note <sup>d</sup>	Note <sup>d</sup>
13	Alloy 20	Note <sup>d</sup>	19Cr-29Ni	ASTM A351 (CN7M)	ASTM B473	AWS A5.9 ER320	19Cr-29Ni	ASTM B473	Note <sup>d</sup>	Note <sup>d</sup>
14	Alloy 20 and Hardfaced	Note <sup>d</sup> 350 <sup>i</sup>	19Cr-29Ni Trim 5 or 5A	ASTM A351 (CN7M) NA	ASTM B473 NA	AWS A5.9 ER320 See Trim 5 or 5A	19Cr-29Ni	ASTM B473	Note <sup>d</sup>	Note <sup>d</sup>
15	Hardfaced	350 <sup>e</sup>	Co-Cr A <sup>g</sup>	NA	NA	AWS A5.13 ECoCr-A or AWS A5.21 ERCoCr-A	18Cr-8Ni	ASTM A276-T304	Note <sup>d</sup>	Note <sup>n</sup>
16	Hardfaced	350 <sup>e</sup>	Co-Cr A <sup>g</sup>	NA	NA	AWS A5.13 ECoCr-A or AWS A5.21 ERCoCr-A	18Cr-8Ni-Mo	ASTM A276-T316	Note <sup>d</sup>	Note <sup>n</sup>
17	Hardfaced	350 <sup>e</sup>	Co-Cr A <sup>g</sup>	NA	NA	AWS A5.13 ECoCr-A or AWS A5.21 ERCoCr-A	18Cr-10Ni-Cb	ASTM A276-T347	Note <sup>d</sup>	Note <sup>n</sup>
18	Hardfaced	350 <sup>e</sup>	Co-Cr A <sup>g</sup>	NA	NA	AWS A5.13 ECoCr-A or AWS A5.21 ERCoCr-A	19Cr-29Ni	ASTM B473	Note <sup>d</sup>	Note <sup>n</sup>



# Nominal Seating Surface, Stem and Backseat Bushing or Weld-deposit Materials and Hardness

Trim Number	Nominal Trim	Seat Surface Hardness (HB) Minimum <sup>a</sup>	Seat Surface Material Type <sup>b</sup>	Seat Surface Typical Specifications Grade			Stem/Bushing		Stem Hardness (HB)	Backseat Bushing Hardness (HB)
				Cast	Forged	Welded <sup>m</sup>	Material Type <sup>b</sup>	Typical Specifications Type		
19	Nickel <sup>1</sup>	Note <sup>d</sup>	Ni Alloy	MFG Standard <sup>1</sup>	MFG Standard <sup>1</sup>	MFG Standard	Ni Alloy <sup>1</sup>	MFG Standard <sup>1</sup>	Note <sup>d</sup>	Note <sup>n</sup>
19A	Alloy 625	Note <sup>d</sup>	Alloy 625	ASTM A494 (CW6MC)	ASTM B564 UNS N06625	AWS A5.14 ERNiCrMo-3	Alloy 625	ASTM B564 UNS N06625	Note <sup>d</sup>	Note <sup>n</sup>
19B	Alloy C276	Note <sup>d</sup>	Alloy C276	ASTM A494 (CW2M)	ASTM B564 UNS N10276	AWS A5.14 ERNiCrMo-4	Alloy C276	ASTM B564 UNS N10276	Note <sup>d</sup>	Note <sup>n</sup>
19C	Alloy 825	Note <sup>d</sup>	Alloy 825	ASTM A494 (CU5MCuC)	ASTM B564 UNS N08825	AWS A5.14 ERNiCrMo-3	Alloy 825	ASTM B564 UNS N08825	Note <sup>d</sup>	Note <sup>n</sup>
20	Nickel <sup>1</sup> and Hardfaced	Note <sup>d</sup> 350 <sup>i</sup>	Ni Alloy CoCr-A <sup>g</sup>	MFG Standard <sup>1</sup> NA	MFG Standard <sup>1</sup> NA	AWS 5.13 ECoCr-A or AWS 5.21 ECoCr-A	Ni Alloy <sup>1</sup>	MFG Standard <sup>1</sup>	Note <sup>d</sup>	Note <sup>n</sup>
20A	Alloy 625 and Hardfaced	Note <sup>d</sup> 350 <sup>i</sup>	Alloy 625 CoCr-A <sup>g</sup>	ASTM A494 (CW6MC) NA	ASTM B564 UNS N06625 NA	AWS A5.14 ERNiCrMo-3 AWS 5.13 ECoCr-A or AWS 5.21 ECoCr-A	Alloy 625	ASTM B564 UNS N06625	Note <sup>d</sup>	Note <sup>n</sup>
20B	Alloy C276 and Hardfaced	Note <sup>d</sup> 350 <sup>i</sup>	Alloy C276 CoCr-A <sup>g</sup>	ASTM A494 (CW2M) NA	ASTM B564 UNS N10276 NA	AWS A5.14 ERNiCrMo-4 AWS 5.13 ECoCr-A or AWS 5.21 ECoCr-A	Alloy C276	ASTM B564 UNS N10276	Note <sup>d</sup>	Note <sup>n</sup>
20C	Alloy 825 and Hardfaced	Note <sup>d</sup> 350 <sup>i</sup>	Alloy 825 CoCr-A <sup>g</sup>	ASTM A494 (CU5MCuC) NA	ASTM B564 UNS N08825 NA	AWS A5.14 ERNiCrMo-3 AWS 5.13 ECoCr-A or AWS 5.21 ECoCr-A	Alloy 825	ASTM B564 UNS N08825	Note <sup>d</sup>	Note <sup>n</sup>
21	Hardfaced <sup>1</sup>	350 <sup>e</sup>	Co-Cr A <sup>g</sup>	NA	NA	AWS 5.13 ECoCr-A or AWS 5.21 ECoCr-A	Ni Alloy <sup>1</sup>	MFG Standard <sup>1</sup>	Note <sup>d</sup>	Note <sup>n</sup>

**NOTE:** Cr = Chromium; Ni = Nickel; Co = Cobalt; Cu = Copper; NA = Not Applicable.

1. Trim materials, including stem and base material for HF trim items, shall have a corrosion resistance and temperature limit at least equal to the valve body's corrosion resistance and pressure temperature rating.

a HB (formerly BHN) is the symbol for the Brinell hardness per ASTM E10.

b Free machining grades of 13Cr are prohibited.

c Body and disc seat surfaces should be 250 HB minimum with a 50 HB minimum differential between the body and disc seat surfaces.

d Manufacturer's standard hardness.

e Differential hardness between the body and disc seat surfaces is not required.

f Case hardness by nitriding to a thickness of 0.13 mm (0.005 in.) minimum.

g AWS A5.13 ECoCr-A or AWS A5.21 ERCrCoCr-A: This classification includes such trademark materials as Stellite 6™ \*, Stoody 6™ \* and Wallex 6™ \*. For Plasma Transfer Arc Welding (PTAW) process powder with the metallurgy equivalent to UNS R30006 can also be used. CoCr-E (Stellite 21™ \* or equal) may be used only with purchaser approval and typical CoCr-E alloys include AWS A5.13 ECoCr-E or AWS A5.21 ERCrCoCr-E.

h Manufacturer's standard hardfacing with a maximum iron content of 25 %.

i Hardness differential between the body and disc seat surfaces shall be the manufacturer's standard.

j Not used.

k Manufacturer's standard with 30 Ni minimum.

l Not used.

m Typical backseat weld deposit material.

n Per manufacturer's standard if not hardfaced, 250 HB minimum if hardfaced.

\* This term is used as an example only, and does not constitute an endorsement of this product by API.

# 1.200.000 different valves. A single philosophy.

Each day, an army of Babcock valves works silently and tirelessly for many of the industries that really move our world.



[www.babcockvalves.com](http://www.babcockvalves.com)

**Babcock Valves S.A.**  
P.E. Abra Industrial, Parcela 1.5.6  
48530 Ortuella-Bizkaia (Spain)  
Phone: (+34) 944 536 423  
Fax (+34) 944 535 739  
[info@babcockvalves.com](mailto:info@babcockvalves.com)  
[www.babcockvalves.com](http://www.babcockvalves.com)



nearest airport: Bilbao 25 Km.



nearest seaport: Bilbao 6 Km.

Reliability. One world. A meaningful philosophy.

We have had this concept in mind since our inception in 1967, as the valve division of Babcock Wilcox Española. We have always understood that the world's leading industries cannot stop operating due to a failed element in their production systems.

That's why we design our valves to last longer, and to be problem-free: so you can forget about them. Because we can imagine the consequences should it be necessary to take a water plant offline, or a gas pipe, due to a technical fault. Or the consequences of any downtime for the power generation industry.

This is why we believe we are still trusted by so many of our initial customers, and the reason why we have over 1.200.000 valves installed in leading companies

around the world. We are mainly present in the following sectors: Power Generation (Nuclear and Conventional), Petrochemical Industry, Oil & Gas, Chemical, Fertilizer, at water treatment plants, etc. Our constant focus on quality is the foundation of our work. Our position as leaders in our sector is backed up by our Design Department that, together with the R+D+I centre, provides solutions to all of our customers' requirements. Our highly qualified workforce constantly strives for improvement and maintains a service ethos in meeting our customers' needs.

This brochure contains the most representative items in our range of valves. However, modern techniques and customer requirements continuously impose material and design challenges, and we can therefore work to any specifications not covered in this catalogue.

Our valves are designed, manufactured and inspected, in accordance with the most relevant international standards, such as:

API (American Petroleum Institute)  
ANSI (American National Standards Institute)  
AWWA (American Water Works Association)  
DIN (Deutsche Norm)  
JIS (Japanese Industrial Standards)  
BS (British Standards)  
AFNOR (Association Française de Normalisation)  
MSS (Manufacturers Standardization Society)  
ISO (International Standards Organization)  
UNE (Una Normativa Española)

